





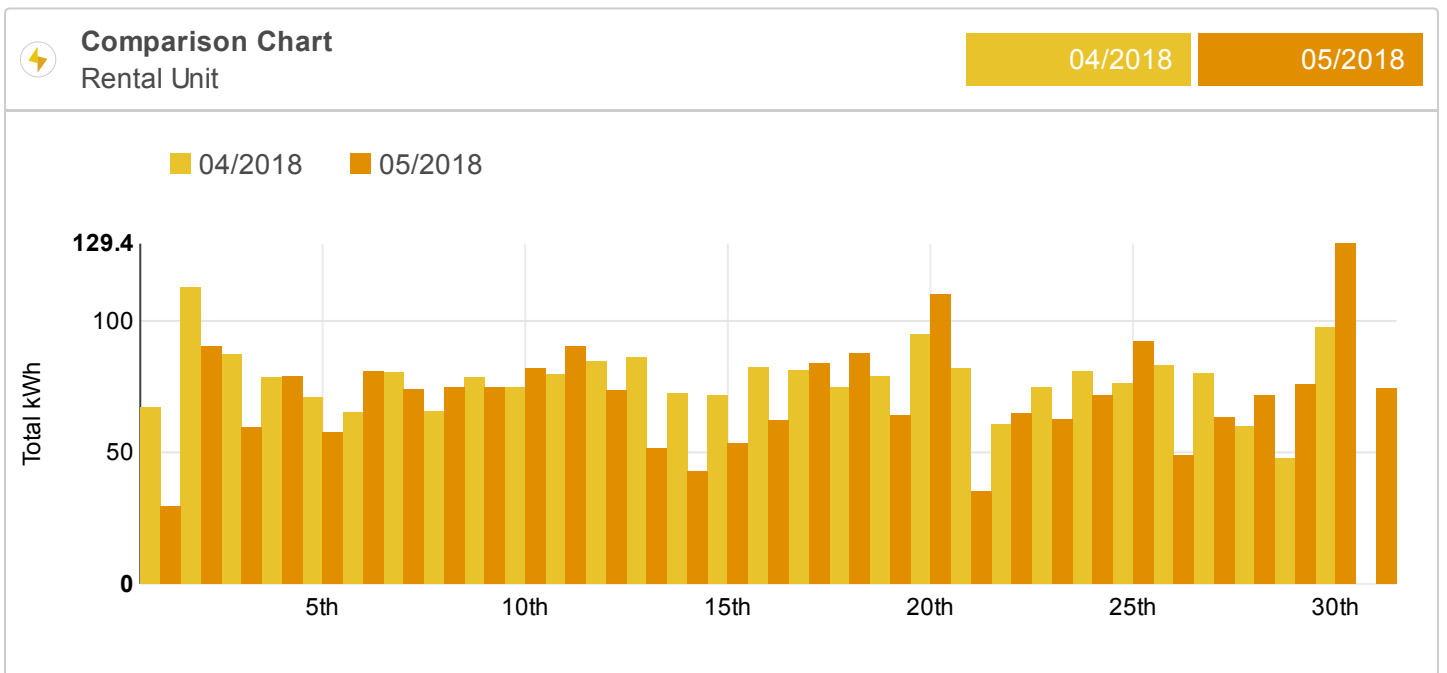
Reporting Group	Date Range	Total Estimated Cost
 Rental Unit	5/1/2018 - 5/31/2018	\$878.94

 Power

Meter Type	Date Range	Total Usage	% Change	Total Cost
 All Power	5/1/2018 - 5/31/2018	2,370.5 Group kWh	▲ 1.7 %	\$426.70
Previous Period	4/1/2018 - 4/30/2018	2,330.5 Group kWh		\$419.48

Power Meters (2)	Date Range	Total Usage	% Change	Total Cost
 Solar Gen.	5/1/2018 - 5/31/2018	731.2 Total kWh	▲ 2.3 %	\$131.62
ID 17507	4/1/2018 - 4/30/2018	714.8 Total kWh		\$128.66
 Electric Usage	5/1/2018 - 5/31/2018	1,639.3 Total kWh	▲ 1.5 %	\$295.08
ID 350000900	4/1/2018 - 4/30/2018	1,615.7 Total kWh		\$290.82

Meter Type	Date Range	Total Usage	% Change	Total Cost
⚡ All Power	5/1/2018 - 5/31/2018	2,370.5 Group kWh	▲ 1.7 %	\$426.70
Previous Period	4/1/2018 - 4/30/2018	2,330.5 Group kWh		\$419.48



Info / Goal Billing Cycle
Rental Unit

2,370.54

Total kWh

Current Budget \$426.70
Budget Goal -
Versus Last Billing Cycle ▲ 1.72%

Info / Goal Lifetime Use
Rental Unit

64,388.38

Total kWh


Total Cost \$11,589.91
Budget Goal -


Calendar May 2018
Rental Unit

29	30	1	2	3	4	5
6	7	8	9	10	11	12
13	14	15	16	17	18	19
20	21	22	23	24	25	26
27	28	29	30	31	1	2

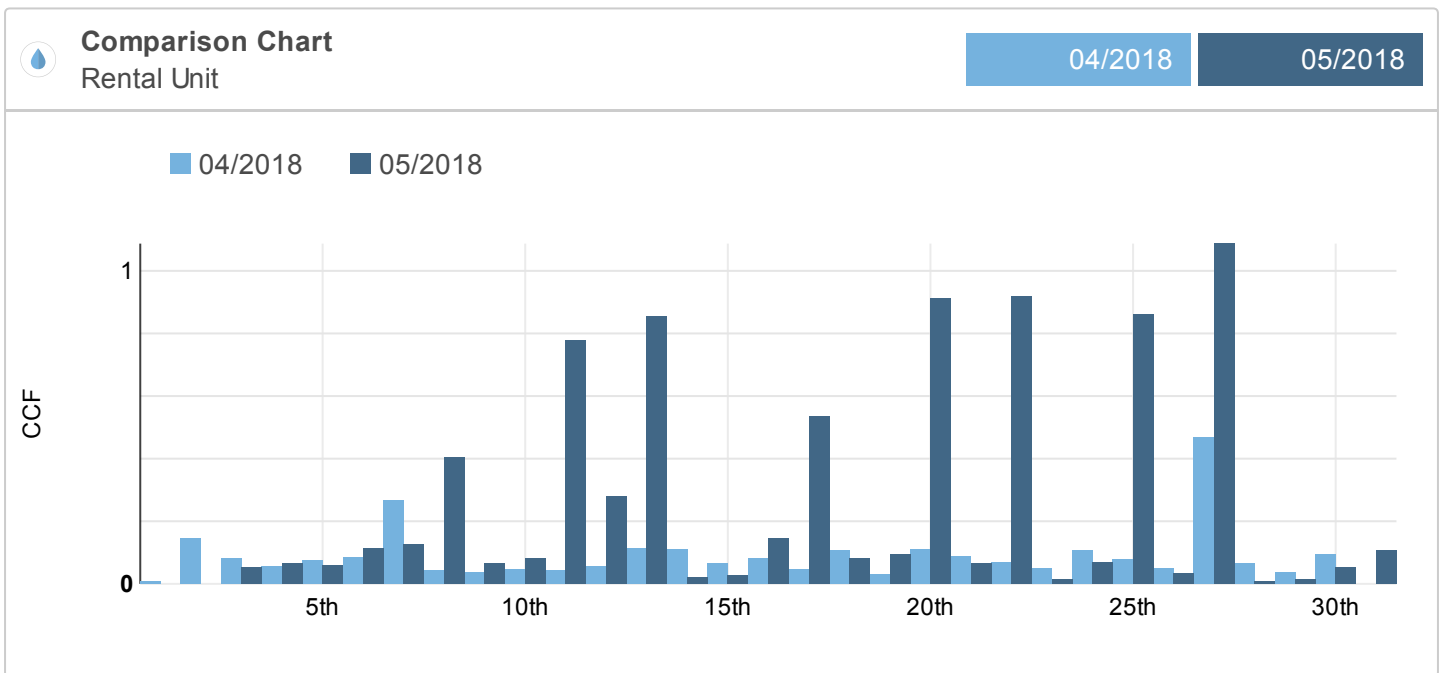
2018 Usage 13,835.09

 Water

Meter Type	Date Range	Total Usage	% Change	Total Cost
 All Water	5/1/2018 - 5/31/2018	9.4 CCF	▲ 248.8 %	\$37.74
Previous Period	4/1/2018 - 4/30/2018	2.7 CCF		\$10.82

Water Meters (1)	Date Range	Total Usage	% Change	Total Cost
 Water Usage	5/1/2018 - 5/31/2018	9.4 CCF	▲ 248.8 %	\$37.74
ID 300000369	4/1/2018 - 4/30/2018	2.7 CCF		\$10.82

Meter Type	Date Range	Total Usage	% Change	Total Cost
🚰 All Water	5/1/2018 - 5/31/2018	9.4 CCF	▲ 248.8 %	\$37.74
Previous Period	4/1/2018 - 4/30/2018	2.7 CCF		\$10.82



Info / Goal

Rental Unit

9.434

CCF

Billing Cycle

Current Budget \$37.74
Budget Goal -
Versus Last Billing Cycle ▲ 248.76%

Info / Goal

Rental Unit

342.582

CCF

Lifetime Use

Total Cost \$1,370.33
Budget Goal -

Calendar

Rental Unit

May 2018

29	30	1	2	3	4	5
6	7	8	9	10	11	12
13	14	15	16	17	18	19
20	21	22	23	24	25	26
27	28	29	30	31	1	2

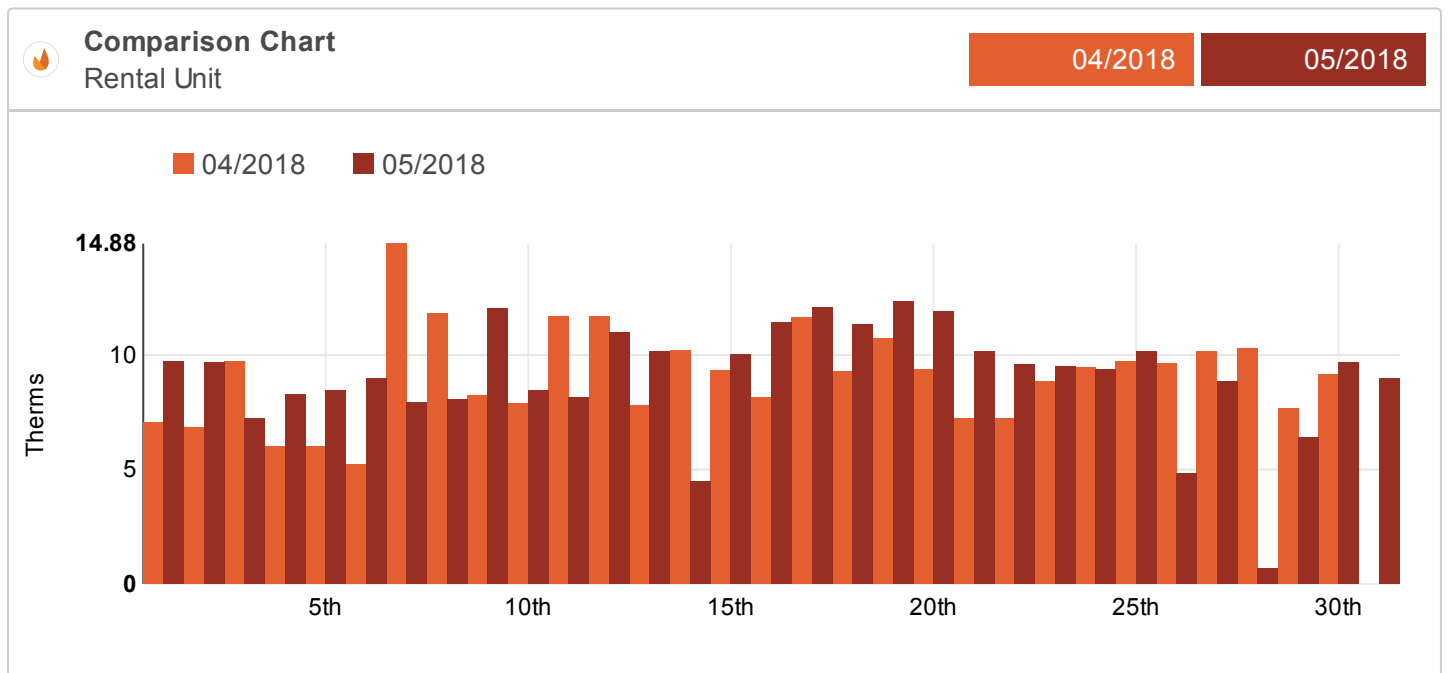
2018 Usage 31.967



Meter Type	Date Range	Total Usage	% Change	Total Cost
All Gas	5/1/2018 - 5/31/2018	300.4 Therms	▲ 10.0 %	\$414.50
Previous Period	4/1/2018 - 4/30/2018	273.2 Therms		\$376.96

Gas Meters (1)	Date Range	Total Usage	% Change	Total Cost
Gas Usage	5/1/2018 - 5/31/2018	300.4 Therms	▲ 10.0 %	\$414.50
ID 300002841	4/1/2018 - 4/30/2018	273.2 Therms		\$376.96

Meter Type	Date Range	Total Usage	% Change	Total Cost
All Gas	5/1/2018 - 5/31/2018	300.4 Therms	▲ 10.0 %	\$414.50
Previous Period	4/1/2018 - 4/30/2018	273.2 Therms		\$376.96



Info / Goal

Rental Unit

300.364

Therms

Billing Cycle

Current Budget	\$414.50
Budget Goal	-
Versus Last Billing Cycle	▲ 9.96%

Info / Goal

Rental Unit

4,610.471

Therms

Lifetime Use

Total Cost	\$6,362.45
Budget Goal	-

Calendar

Rental Unit

May 2018

29	30	1	2	3	4	5
6	7	8	9	10	11	12
13	14	15	16	17	18	19
20	21	22	23	24	25	26
27	28	29	30	31	1	2

2018 Usage	961.384
------------	---------