

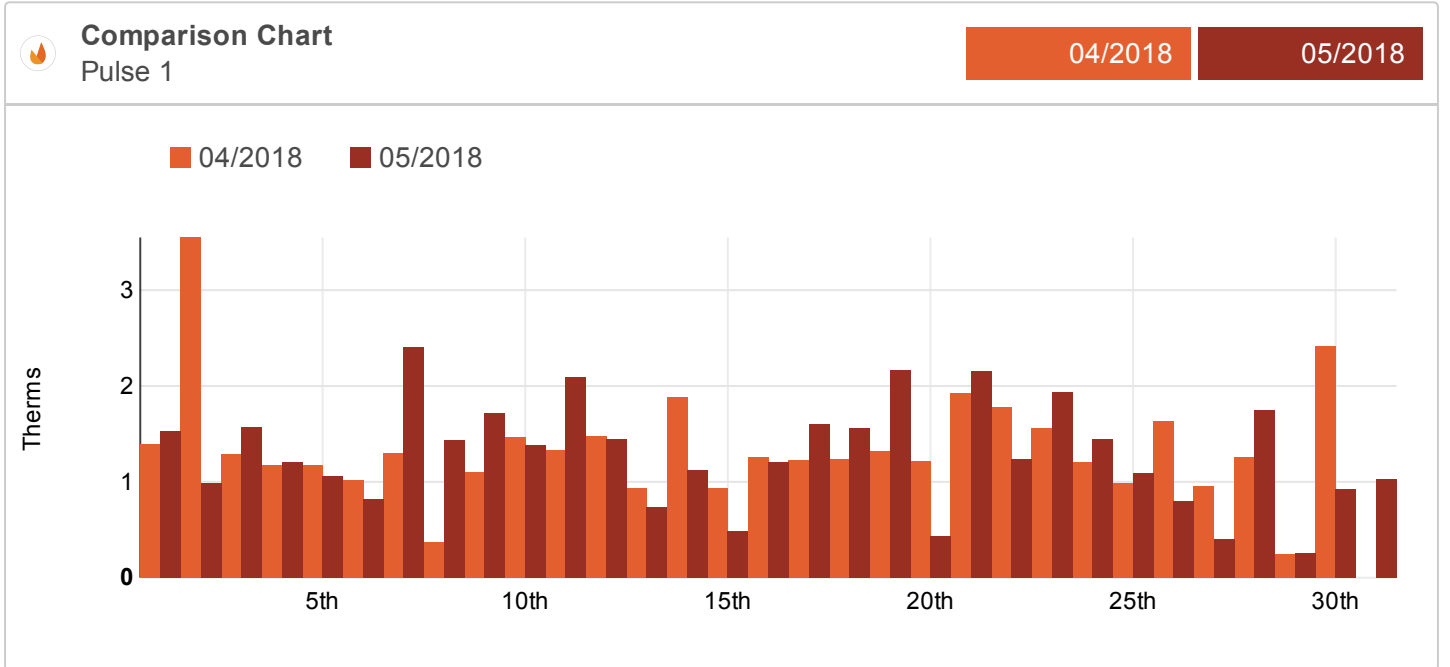


Meter Type	Date Range	Total Estimated Cost
 Pulse 1	5/1/2018 - 5/31/2018	<b>\$59.59</b>

 Gas

Meter Name	Date Range	Total Usage	% Change	Total Cost
 Gas Usage	5/1/2018 - 5/31/2018	43.7 Therms	▲ 7.6 %	\$59.59
ID 300002883	4/1/2018 - 4/30/2018	40.6 Therms		\$55.40

Meter Name	Date Range	Total Usage	% Change	Total Cost
Gas Usage	5/1/2018 - 5/31/2018	43.7 Therms	▲ 7.6 %	\$59.59
ID 300002883	4/1/2018 - 4/30/2018	40.6 Therms		\$55.40



### Info / Goal

Pulse 1

# 43.68

Therms

**Billing Cycle**

Current Budget	\$59.59
Budget Goal	-
Versus Last Billing Cycle	▲ 7.56%

### Info / Goal

Pulse 1

# 904.34

Therms

**Lifetime Use**

Total Cost	\$1,233.70
Budget Goal	-

### Calendar

Pulse 1

May 2018

29	30	1	2	3	4	5
6	7	8	9	10	11	12
13	14	15	16	17	18	19
20	21	22	23	24	25	26
27	28	29	30	31	1	2

**2018 Usage** 178.91